

# OBSTETRIC BED

## Obstetric Hydraulic Bed

ModelNo. : SSSL819



### Technical Specification

- ◆ Dia 125mm double side castors with brake
- ◆ Three section top up of bakelite sheet with 3 section mattress
- ◆ Trendelenburg / Reverse Trendelenburg positions
- ◆ Adjustment through hydraulic pump
- ◆ Back section adjustment through crank mechanism
- ◆ Leg Section
- ◆ IV Pole
- ◆ S.S. Tray

### Technical Dimension

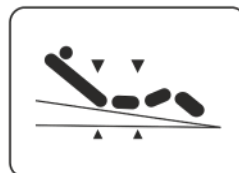
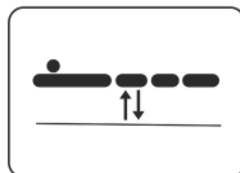
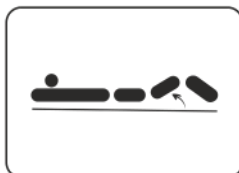
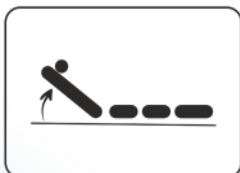
External size (LxW)	1870x700mm
Platform	1870x700mm
Working Load	200 kg
Height Adjustment	590x880mm

### Optional

Manual CPR

Over bed table

Monkey pole



# Obstetric Electric Bed

ModelNo. : SSSL818A



## Technical Specification

- ◆ Dia 125mm double side castors with brake
- ◆ ABS head board with safe lock
- ◆ ABS foldable side rail
- ◆ Steel Mattress platform with stopper
- ◆ Patient handle
- ◆ Linear motor
- ◆ IV pole
- ◆ IV pole prevision
- ◆ Drainage hook each side
- ◆ PU Mattress
- ◆ Leg support
- ◆ Stainless steel tray

## Technical Dimension

External size (LxW)	1870x700mm
Platform	1870x700mm
Working Load	200 kg
Height Adjustment	590x880mm

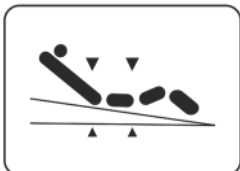
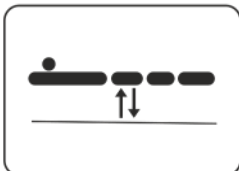
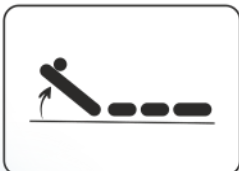
## Optional

Backup battery

Manual CPR

Over bed table

Monkey pole



# Delivery Bed

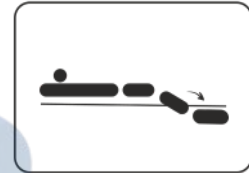
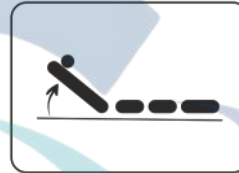
**Model No. : SSHL818D**

- ◆ Epoxy coated assembly structure with PU cover and high density foam mattress.



## Technical Dimension

Overall approx	1680x600 mm
Working load	150 kg
Height adjustment	800 mm
Leg support	2 pcs



# Delivery Bed Stainless Steel

**Model No. : SSHL818DB**

- ◆ As per the requirements of the customers, we are involved in offering best quality of Delivery Bed. The offered Delivery Bed is extensively used in hospitals. Further, the offered products are available in market in different sizes and specifications. Moreover, we ensure to deliver these products in various places.

## Technical Features

- ◆ Tubular frame work made in two sections
- ◆ Body section with legs mounted on PVC stumps
- ◆ Leg section on swivel castors with brakes
- ◆ Two section cushioned top.
- ◆ Height adjustable a pair of knee crutches
- ◆ Pre treated & Epoxy powder coated.



## Technical Specification

- ◆ Material Stainless Steel
- ◆ Dimension 1680x600x800 mm
- ◆ Function Three-function

