

O.T. TABLES

Electric OT Table 5 Function

Model No. : SSSL962

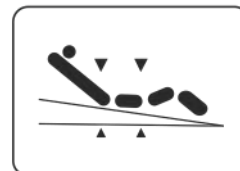
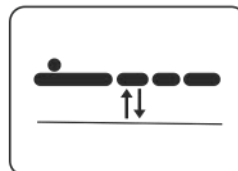
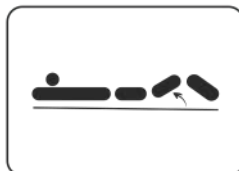
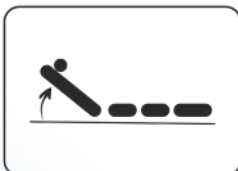


Technical Specification

- ◆ Top Dimension : L 1900mm x W 530 mm
- ◆ Height Adjustment : 730mm -1030 mm
- ◆ Trendelenburg/Reverse : 30° / 25°
- ◆ Lateral Tilt : 20° / 20°
- ◆ Kidney Elevator : 130mm
- ◆ Back Rest(Up/Down) : 80° / 20°
- ◆ Leg Rest(Up/Down) : 10° / 90°
- ◆ Head Rest(Up/Down) : 45° / 90°
- ◆ Power Supply : 24 V DC
- ◆ Mains Voltage Capacity : AC 220V+10% 50 HZ

FEATURES

- ◆ Fully electrically operated table, ve sections, radio-translucent table top with eccentric pillars and sturdy base.
- ◆ Interchangeable head and leg sections (manually).
- ◆ All positions operated through cable remote.
- ◆ We are providing one Handsets. Additional xed control panel provided on the table top, which can be used in case of failure of main hand set.
- ◆ Indication of Battery Back provided in the control panel.
- ◆ Handset is providing Dual Memory Function which can be set and reset.



Pro Advance Electric Table (T-base)

Model No. : SSSL962A

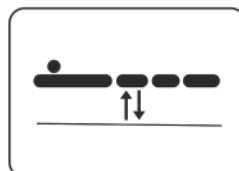
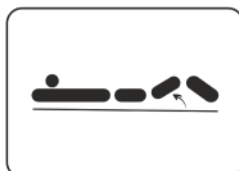
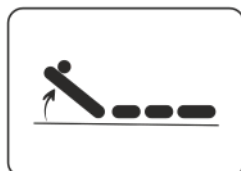


Technical Specification

- ◆ Top Dimension : L 1900mm x W 530 mm
- ◆ Height Adjustment : 700mm -1000 mm
- ◆ Trendelenburg/Reverse : 30° / 25°
- ◆ Lateral Tilt : 20° / 20°
- ◆ Kidney Elevator : 130mm
- ◆ Back Rest(Up/Down) : 80° / 20°
- ◆ Leg Rest(Up/Down) : 10° / 90°
- ◆ Head Rest(Up/Down) : 45° / 90°
- ◆ Power Supply : 24 V DC
- ◆ Mains Voltage Capacity : AC 220V+10% 50 HZ

FEATURES

- ◆ Fully electrically operated table, ve sections, radio-translucent table top with eccentric pillars and sturdy base.
- ◆ Interchangeable head and leg sections (manually).
- ◆ All positions operated through cable remote.
- ◆ We are providing one Handsets. Additional xed control panel provided on the table top, which can be used in case of failure of main hand set.
- ◆ Indication of Battery Back provided in the control panel.
- ◆ Handset is providing Dual Memory Function which can be set and reset.



Electric O.T Table

Model No. : SSSL962B

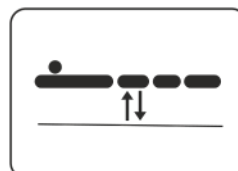
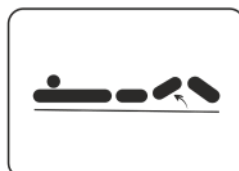
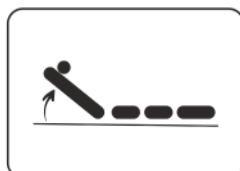


Technical Specification

- ◆ Top Dimension : L 1900mm x W 530 mm
 - ◆ Height Adjustment : 740mm -1025 mm
 - ◆ Trendelenburg/Reverse : 30° / 25°
 - ◆ Lateral Tilt : 20° / 20°
 - ◆ Kidney Elevator : 130mm
 - ◆ Back Rest(Up/Down) : 80° / 25°
 - ◆ Leg Rest(Up/Down) : 10° / 90°
 - ◆ Head Rest(Up/Down) : 45° / 90°
 - ◆ Power Supply : 24 V DC
 - ◆ Battery Backup : Half an Hours
- Mains Voltage Capacity : AC 220V+10%50Hz
Patient Weight Capacity : 200 Kgs

FEATURES

- ◆ Fully electrically operated table, ve sections, radio-translucent table top with eccentric pillars and sturdy base.
- ◆ Interchangeable head and leg sections (manually).
- ◆ All positions operated through cable remote.
- ◆ Accept kidney bridge(Manually)
- ◆ Inbuilt Auto leveling zero function
- ◆ Indication of Battery Back provided in the hand set.
- ◆ Major part of table made from super quality 304 stainless steel grade material.
- ◆ Heavy quality castor wheel.



Electric O.T Table (T-Base)

Model No. : SSSL962C

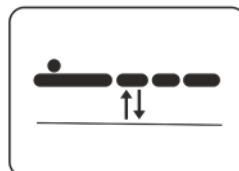
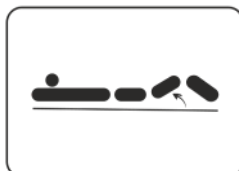
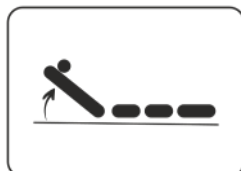


Technical Specification

- ◆ Top Dimension : L 1900mm x W 530 mm
 - ◆ Height Adjustment : 740mm -1025 mm
 - ◆ Trendelenburg/Reverse : 30° / 25°
 - ◆ Lateral Tilt : 20° / 20°
 - ◆ Kidney Elevator : 130mm
 - ◆ Back Rest(Up/Down) : 80° / 25°
 - ◆ Leg Rest(Up/Down) : 10° / 90°
 - ◆ Head Rest(Up/Down) : 45° / 90°
 - ◆ Power Supply : 24 V DC
 - ◆ Battery Backup : Half an Hours
- Mains Voltage Capacity : AC 220V+10%50Hz
Patient Weight Capacity : 200 Kgs

FEATURES

- ◆ Fully electrically operated table, ve sections, radio-translucent table top with eccentric pillars and sturdy base.
- ◆ Interchangeable head and leg sections (manually).
- ◆ All positions operated through cable remote.
- ◆ Accept kidney bridge(Manually)
- ◆ Inbuilt Auto leveling zero function
- ◆ Indication of Battery Back provided in the hand set.
- ◆ Major part of table made from super quality 304 stainless steel grade material.
- ◆ Heavy quality castor wheel.



C-arm Hydraulic O.T Table

Model No. : SSSL963

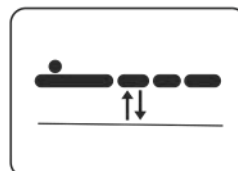
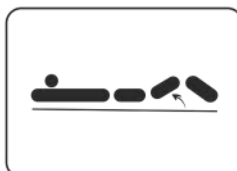
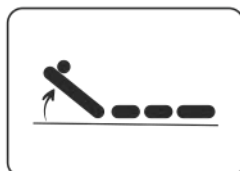


Technical Specification

- ◆ Top Dimension : L 1900mm x W 530 mm
- ◆ Height Adjustment : 740mm -1025 mm
- ◆ Trendelenburg/Reverse : 30° / 25°
- ◆ Lateral Tilt : 20° / 20°
- ◆ Kidney Elevator : 130mm
- ◆ Back Rest(Up/Down) : 80° / 25°
- ◆ Leg Rest(Up/Down) : 10° / 90°
- ◆ Head Rest(Up/Down) : 45° / 90°
- ◆ Patient Weight Capacity : 200 Kgs

FEATURES

- ◆ Hydraulic and Mechanical Operated.
- ◆ The base is eccentric for trouble-free C-ARM movements.
- ◆ Leg & Head section are interchangeable.
- ◆ Eccentric pillars, Stainless tting.
- ◆ Detachable head, leg and pelvic section.
- ◆ Inbuilt kidney bridge.
- ◆ Five sectional radio-translucent.
- ◆ Base and cover made of attractive, easy to clean stainless steel.
- ◆ Sophisticated mechanics provide smooth, stepless articulation of the table top for precise patient positioning.



Hydraulic O.T Table (T-Base)

Model No. : SSSL964A

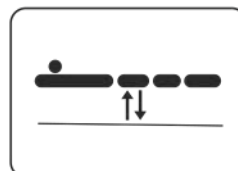
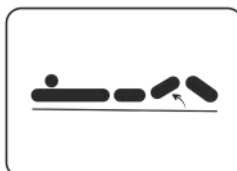
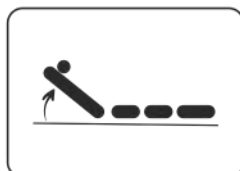


Technical Specification

- ◆ Top Dimension : L 1900mm x W 530 mm
- ◆ Height Adjustment : 740mm -1025 mm
- ◆ Trendelenburg/Reverse : 30° / 25°
- ◆ Lateral Tilt : 20° / 20°
- ◆ Kidney Elevator : 130mm
- ◆ Back Rest(Up/Down) : 80° / 25°
- ◆ Leg Rest(Up/Down) : 10° / 90°
- ◆ Head Rest(Up/Down) : 45° / 90°
- ◆ Patient Weight Capacity : 200 Kgs

FEATURES

- ◆ Hydraulic and Mechanical Operated.
- ◆ The base is eccentric for trouble-free C-ARM movements.
- ◆ Leg & Head section are interchangeable.
- ◆ Eccentric pillars, Stainless tting.
- ◆ Detachable head, leg and pelvic section.
- ◆ Inbuilt kidney bridge.
- ◆ Five sectional radio-translucent.
- ◆ Base and cover made of attractive, easy to clean stainless steel.
- ◆ Sophisticated mechanics provide smooth, stepless articulation of the table top for precise patient positioning.



Hydraulic Operating Table

Model No. : SSSL964

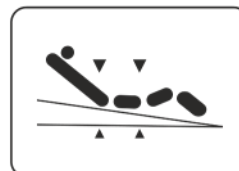
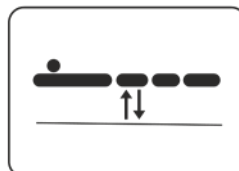

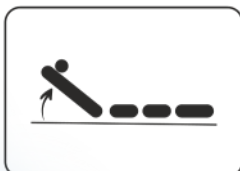


Technical Specification

- ◆ Top Dimension : L 1900mm x W 530 mm
- ◆ Height Adjustment : 730mm -1030 mm
- ◆ Trendelenburg/Reverse : 30° / 25°
- ◆ Lateral Tilt : 20° / 20°
- ◆ Kidney Elevator : 130mm
- ◆ Back Rest(Up/Down) : 80° / 20°
- ◆ Leg Rest(Up/Down) : 10° / 90°
- ◆ Head Rest(Up/Down) : 45° / 90°
- ◆ Power Supply : 24 V DC
- ◆ Mains Voltage Capacity : AC 220V+10% 50 HZ

FEATURES

- ◆ Hydraulic and Mechanical Operated.
- ◆ Centric base made from 202 stainless steel grade.
- ◆ Leg & Head section are interchangeable.
- ◆ Centric pillars, Stainless tting.
- ◆ Detachable head, leg and pelvic section.
- ◆ Inbuilt kidney bridge.
- ◆ Base and cover made of attractive, easy to clean stainless steel.
- ◆ Manual door locking



Fully Electric Bariatric Surgery O.T Table

Model No. : SSSL965

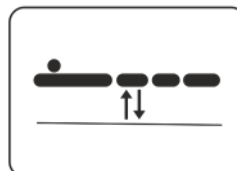
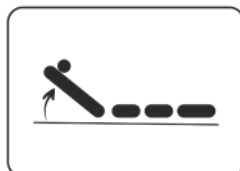


Technical Specification

- ◆ Top Dimension : L 1980mm x w 530mm
- ◆ Height Adjustment : 610mm - 860mm
- ◆ Back Plate (Down/Up) : -15° / +80°
- ◆ Trendelenburg/Reverse Trendelenburg : +30° / -20°
- ◆ Warranty : 1 year
- ◆ Patient Weight Capacity : 200 kgs

FEATURES

- ◆ Extra low height of 25" compared to standard height of 32" !!
- ◆ Steep Reverse Trendelenberg tilt for near sit up position.
- ◆ Specialized attachments for easy bariatric positioning.
- ◆ Table top slide with remote control
- ◆ Zero Auto Leveling
- ◆ Dual Control Console
- ◆ Non Hydraulic leak proof maintenance free construction.



Electric Animal Operating Table

Model No. : SSSL962H



FEATURES

- ◆ Electric up and down function.
- ◆ It is suitable for small animal's operation, such as sheep, dog etc.
- ◆ It is reasonable structured, tight, high performance, easy operation and has very strong practicability.
- ◆ Electric animal operating table is composed of table-board, pin, and table pedestal, equipped with surgical instruments bracket, tray and infusion support.
- ◆ The completed operating table is made of stainless steel, table pedestal adopts rolling design, can move easily and floor locked.
- ◆ Fully made of Premium Grade 304 Stainless Steel, it is heat-resistant, corrosion protective and rustproof.
- ◆ The surface of the table-top is V shaped and is smooth and easy to clean and disinfect, thus, it can avoid cross infection.
- ◆ Equipped with fluid collecting through system.

Technical Specification

- ◆ Length of Table 1220 mm
- ◆ Width of Table Top 610 mm

