

# SSHLC01

ALUMINIUM 'P'  
TYPE AUTOCLAVE



Portable Aluminium  
Cooker Type Autoclave  
**Seamless construction  
ensures bacterial free  
environment.**



**The unit is made of:** Aluminium Alloy (Steel Mirror Finish) Also available in electric/Non Electric.  
**The unit is equipped with:** Pressure Gauge, Safety Valve, Double Safety Valve, Steam Release Valve, Vacuum Release Valve, Rubber Gasket, Inner Tripod Stand, Mild Steel Stand for Autoclave.

## MODELS/ VARIANTS

Size (INCH)	Size (MM)	Size (CM)	Capacity	Variants
9"X11"	225X275	22X27	12 LTR	Non-Electric / Electric
12"X12"	300X300	30X30	23 LTR	Non-Electric / Electric
12"X14"	300X350	30X35	25 LTR	Non-Electric / Electric
12"X16"	300X400	30X40	30 LTR	Non-Electric / Electric
12"X22"	300X550	30X55	40 LTR	Non-Electric / Electric
14"X22"	350X550	35X55	50 LTR	Non-Electric / Electric



# SSHL:C01

ALUMINIUM 'P'  
TYPE AUTOCLAVE

Portable Aluminium  
Cooker Type Autoclave

**Optional: Digital Timer**  
**Seamless construction**  
**ensures bacterial free**  
**environment.**








Automatic (Optional)

The unit is made of: Stainless Steel Shell, (Steel Mirror Finish) Also available in electric / Non Electric. The unit is equipped with: Pressure Gauge, Safety Valve, Double Safety Valve, Steam Release Valve, Vacuum Release Valve, Rubber Gasket, Inner Tripod Stand, Mild Steel Stand for Autoclave.

## MODELS/ VARIANTS

Size (INCH)	Size (MM)	Size (CM)	Capacity	Variants
9"X11"	225X275	22X27	12 LTR	Non-Electric / Electric
12"X12"	300X300	30X30	23 LTR	Non-Electric / Electric
12"X14"	300X350	30X35	25 LTR	Non-Electric / Electric
12"X16"	300X400	30X40	30 LTR	Non-Electric / Electric
12"X22"	300X550	30X55	40 LTR	Non-Electric / Electric
14"X22"	350X550	35X55	50 LTR	Non-Electric / Electric



# SSHLC02

## TYPE AUTOCLAVE

Portable Aluminium  
Cooker Type Autoclave

**Seamless construction  
ensures bacterial free  
environment.**



The unit is made of: Aluminium Mirror Finish, Equipped with Pressure Gauge, Safety Valve, Steam Release Valve, Vacuum Release Valve, Rubber Gasket, Inner Tripod Stand, Mild Steel Stand for Autoclave.

## MODELS/ VARIANTS

Size (INCH)	Size (MM)	Size (CM)	Capacity	Variants
12"X12"	300X300	30X30	23 LTR	Non-Electric / Electric
12"X14"	300X355	30X35	25 LTR	Non-Electric / Electric
12"X15"	300X381	30X38	27 LTR	Non-Electric / Electric
12"X16"	300X406	30X40	30 LTR	Non-Electric / Electric
14"X15"	355X381	35X38	35 LTR	Non-Electric / Electric



Automatic (Optional)



# SSHLC03

## TYPE AUTOCLAVE

Portable Aluminium  
Cooker Type Autoclave



**Optional: Digital Timer**

**Seamless construction  
ensures bacterial free  
environment.**

The unit is made of: Stainless Steel Shell, Ring of Aluminium Lid of Stainless Steel are Combined with Aluminium. Seamless construction ensures bacterial free environment. Model No: ZSE: A04 Optional: Digital Timer The unit is equipped with: Pressure Gauge, Safety Valve, Double Safety Valve, Steam Release Valve, Vacuum Release Valve, Rubber Gasket, Inner Tripod Stand, Mild Steel Stand for Autoclave.

## MODELS/ VARIANTS

Size (INCH)	Size (MM)	Size (CM)	Capacity	Variants
12"X12"	300X300	30X30	23 LTR	Non-Electric / Electric
12"X14"	300X355	30X35	25 LTR	Non-Electric / Electric
12"X15"	300X381	30X38	27 LTR	Non-Electric / Electric
12"X16"	300X406	30X40	30 LTR	Non-Electric / Electric
14"X15"	355X381	35X38	35 LTR	Non-Electric / Electric

# SSHLC05

## AUTOCLAVE

Vertical Autoclave Nobh Type

**Seamless weld construction ensures bacterial free environment.**

The unit is made of: Stainless Steel Shell, Ring of Aluminium, Lid of Stainless Steel are Combined with Aluminium. The unit is equipped with: Pressure Gauge, Safety Valve, Double Safety Valve, Steam Release Valve, Vacuum Release Valve, Rubber Gasket, Inner Tripod Stand, Mild Steel Stand for Autoclave.



V MODEL



V MODEL



DELUXE MODEL



SUPER DELUXE MODEL



AUTOMATIC SUPER DELUXE MODEL

## MODELS/ VARIANTS

Size (INCH)	Size (MM)	Size (CM)	Capacity	Variants
12"X22"	300X550	30X55	40 LTR	Non-Electric / Electric
16"X27"	400X685	40X65	80 LTR	Non-Electric / Electric
16"X36"	400X900	40X90	100 LTR	Non-Electric / Electric
18"X24"	450X600	45X60	120 LTR	Non-Electric / Electric
18"X36"	450X900	45X90	150 LTR	Non-Electric / Electric
20"X48"	500X1200	50X120	250 LTR	Non-Electric / Electric

# SSHLC05

## AUTOCLAVE

Vertical Autoclave Nobh Type

**Seamless weld construction ensures bacterial free environment.**

The unit is made of: Stainless Steel Shell, Ring Lid tank made of Stainless Steel (Optional- 202 SS /304 ss/ 316 ss Grade) are Combined with Mild Steel The unit is equipped with: Pressure Gauge, Safety Valve, Double Safety Valve, Steam Release Valve Vacuum Release Valve, Rubber Gasket, Inner Tripod Stand, water level, water inlet, Mild Steel Stand for Autoclave.



HIGH PRESSURE 16"X24"  
AUTOMATIC



AUTOMATIC



NON-AUTOMATIC



MANUAL TIMER



STEAM STOCKER  
MODEL

### MODELS/ VARIANTS

**Size (INCH)**

**Size (MM)**

**Size (CM)**

**Capacity**

**Variants**

12"X22"  
16"X27"  
16"X36"  
18"X24"  
18"X36"  
20"X48"

300X550  
400X685  
400X900  
450X600  
450X900  
500X1200

30X55  
40X65  
40X90  
45X60  
45X90  
50X120

40 LTR  
80 LTR  
100 LTR  
120 LTR  
150 LTR  
250 LTR

Non-Electric / Electric  
Non-Electric / Electric  
Non-Electric / Electric  
Non-Electric / Electric  
Non-Electric / Electric  
Non-Electric / Electric

# SSHLC07

## AUTOCLAVE

Vertical Autoclave Nobh Type

**Seamless weld construction ensures bacterial free environment.**

The unit is made of: Stainless Steel Shell, Ring Lid tank made of Stainless Steel (Optional- 202 SS /304 ss/ 316 ss Grade) are Combined with Mild Steel The unit is equipped with: Pressure Gauge, Safety Valve, Double Safety Valve, Steam Release Valve Vacuum Release Valve, Rubber Gasket, Inner Tripod Stand, water level, water inlet, Mild Steel Stand for Autoclave.



HIGH PRESSURE 16"X24"  
AUTOMATIC



AUTOMATIC



NON-AUTOMATIC



MANUAL TIMER



STEAM STOCKER  
MODEL

## MODELS/ VARIANTS

Size (INCH)	Size (MM)	Size(CM)	Capacity	Variants
12"X22"	300X550	30X55	40 LTR	Non-Electric / Electric
16"X24"	400X685	40X65	80 LTR	Non-Electric / Electric
16"X36"	400X900	40X90	100 LTR	Non-Electric / Electric
18"X24"	450X600	45X60	120 LTR	Non-Electric / Electric
18"X36"	450X900	45X90	150 LTR	Non-Electric / Electric
20"X48"	500X1200	50X120	250 LTR	Non-Electric / Electric

# SSHL:C08

## HORIZONTAL

## AUTOCLAVE

Cylinder Horizontal Autoclave Triple Wall

Seamless weld construction ensures  
bacterial free environment.

The sterilizer is based on the principle that microbiological action of saturated steam at elevated temperature is rapid and thorough. All models work on principle of downward displacement of air which is most economical method of obtaining sterilization.

Construction: Triple Walled with Steam jacket. Inner Chamber and Steam Jacket made of S.S. 304 with leak proof argon welding. Lid Made of S.S. Autoclave mounted on tubular steel frame with ground leveling screwed flags. Equipped With: Pressure Control Device, Digital Temperature Controller with digital Timer & Alarm Low Water Cut off Device.

### Operating Temperature & Pressure:

**Sterilizing Temp.:** 121°C to 131°C

**Sterilizing Pressure :** 1.2 to 1.5 Kg/cm<sup>2</sup> (15Psi – 20Psi)

**Power :** Suitable To Operated On 440V, 3ph, 50 Hz, AC Supply

## MODELS/ VARIANTS

Size (INCH)	Size (MM)	Size (CM)	Capacity	Variants
12 " X 22 "	300X550	30X55	40 LTR	Electric
14 " X 22 "	350X550	35X30	60 LTR	Electric
16 " X 24 "	400X600	40X60	80 LTR	Electric
16 " X 36 "	400X900	40X90	100 LTR	Electric
18 " X 24 "	450X600	45X60	120 LTR	Electric
20 " X 48 "	500X1200	50X120	180 LTR	Electric
22 " X 30 "	550X750	55X75	250 LTR	Electric
24 " X 48 "	600X1200	60X120	350 LTR	Electric



ROUND AUTOCLAVE  
Available in: Semi-  
Automatic

# SSHLC09

## HORIZONTAL AUTOCLAVE

Cylinder Horizontal Autoclave Triple Wall

**Seamless weld construction ensures bacterial free environment.**

The sterilizer is based on the principle that microbiological action of saturated steam at elevated temperature is rapid and through. All models work on principle of downward displacement of air which is most economical method of obtaining sterilization.

Construction: Triple Walled with Steam jacket. Inner Chamber and Steam Jacket made of S.S. 304 with leak proof argon welding. Lid Made of S.S. Autoclave mounted on tubular steel frame with ground leveling screwed flags. Equipped With: Pressure Control Device, Digital Temperature Controller with digital Timer & Alarm Low Water Cut off Device.

### Operating Temperature & Pressure:

**Sterilizing Temp.:** 121°C to 131°C

**Sterilizing Pressure :** 1.2 to 1.5 Kg/cm<sup>2</sup> (15Psi – 20Psi)

**Power :** Suitable To Operated On 440V, 3ph, 50 Hz, AC Supply

## MODELS/ VARIANTS



ROUND AUTOCLAVE  
Available in: Fully-  
Automatic

Size (INCH)	Size (MM)	Size (CM)	Capacity	Variants
12"X22"	300X550	30X55	40 LTR	Electric
14"X22"	350X550	35X30	60 LTR	Electric
16"X24"	400X600	40X60	80 LTR	Electric
16"X36"	400X900	40X90	100 LTR	Electric
18"X24"	450X600	45X60	120 LTR	Electric
20"X48"	500X1200	50X120	180 LTR	Electric
22"X30"	550X750	55X75	250 LTR	Electric
24"X48"	600X1200	60X120	350 LTR	Electric

# SSHLC09

## HORIZONTAL AUTOCLAVE

Cylinder Horizontal Autoclave  
Triple Wall

**Seamless weld construction ensures bacterial free environment.**

The Cooker-type dental Autoclave is designed to operate as an autoclave, which is a device used to sterilize equipment and instruments by subjecting them to high-pressure saturated steam at elevated temperatures. SIZE: 11"X9"



- Cooker-type Autoclaves are equipped with safety features to prevent accidents and ensure proper operation, such as pressure relief valves and safety locks. This type of autoclave is often considered user-friendly, with straightforward controls for temperature and pressure settings. Proper maintenance and routine monitoring are essential to ensure the autoclave's continued functionality and the effectiveness of sterilization cycles.

- Sterilization Cooker-Type
- Design High-Temperature Steam
- Microbial Inactivation in hospitals and laboratories.

## MODELS/ VARIANTS

Size(in CH)	Size( MM)	Size( CM)	Capacity	Variants
12"X22"	300X550	30X55	40 LTR	Electric
14"X22"	350X550	35X30	60 LTR	Electric
16"X24"	400X600	40X60	80 LTR	Electric
16"X36"	400X900	40X90	100 LTR	Electric
18"X24"	450X600	45X60	120 LTR	Electric
20"X48"	500X1200	50X120	180 LTR	Electric
22"X30"	550X750	55X75	250 LTR	Electric
24"X48"	600X1200	60X120	350 LTR	Electric



# Thank You

For Your Attention



+91-9170019111, 9170018111



surgisourcehealthcare@gmail.com



www.surgisourcehealthcare.com



J-1312, Goldstar homes, Vrindavan  
Yojana, Lucknow

## WE ARE AVAILABLE ON GEM

**SURGISOURCE**  
— HEALTHCARE LLP —